

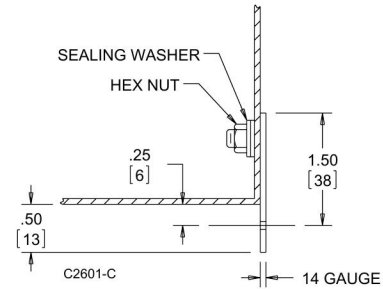
MOUNTING BRACKET KITS (DMFK)



Mounting bracket kits are field-installable. Includes two 14-gauge, steel, external mounting brackets and fasteners. Sealing washers are provided with each kit to maintain Type 4 or 12 rating after installation. Steel mounting brackets are plated.

BULLETIN: A80

Catalog Number	Description	Fastener Thread Size
DMFK1	Mounting bracket kit	#10-32
DMFK2	Mounting bracket kit	#10-32



MOUNTING BRACKET KITS (CMFK, CMTGFT)

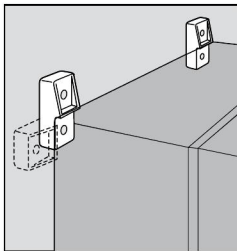


Mounting-Bracket Kits are field installable. Composite and stainless steel brackets are rated to Type 4X. Set of four (4) brackets can support 500 lb. (227 kg) maximum load. All hardware is included. Four brackets per kit. *Mounting brackets are required to maintain UL/CSA external mounting requirement.*

BULLETIN: A80

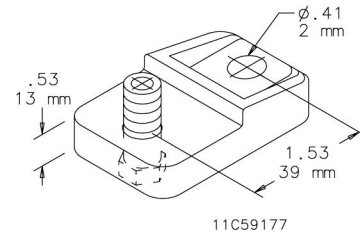
Catalog Number	Description	Fastener Thread Size
CMFK	Steel	#3/8-16
CMFKSS	Stainless Steel	#3/8-16
CMTGFT	Composite	#3/8-16

ULTRX MOUNTING BRACKET KIT




Kit is field-installable. Corrosion-resistant fiberglass material. Type 316 stainless steel mounting hardware is included. Four mounting brackets per kit.

BULLETIN: UX1Y



Catalog Number	Description	Kit Qty.
UUMF	Mounting Bracket Kit	4

POLE-MOUNT KIT



Use to mount CONCEPT, Networking and wall-mount enclosures to poles of various sizes and shapes. Simply attach the plated steel channel bar to the mounting holes at the back of the enclosure and wrap the stainless steel strap around the pole and through the bar. Kit includes two mounting channels, two straps suitable for 3-in. (76-mm) to 12-in. (305-mm) diameter pole and mounting hardware.

BULLETIN: CWY

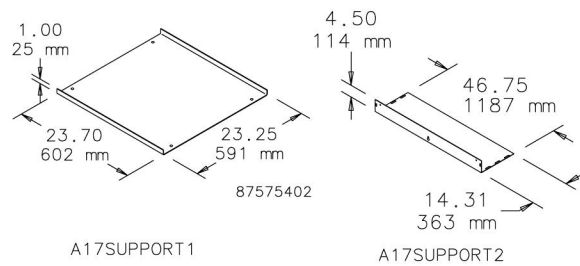
Catalog Number	Fits Enclosure (in.)	Fits Enclosure (mm)
CPMK12	when B = 12.00	when B = 305
CPMK16	when B = 16.00	when B = 406
CPMK20	when B = 20.00	when B = 508
CPMK24	when B = 24.00	when B = 610
CPMK30	when B = 30.00	when B = 762

BOTTOM SUPPORT KIT

Bolt-in bottom support plate with mounting hardware. Coated with ANSI 61 gray polyester powder paint. Required when installing Hoffman floor stands or casters on A17 fiberglass free-standing enclosures.

BULLETIN: A17Y

Catalog Number	Use With
A17SUPPORT1	A17 One-Door Fiberglass Enclosures
A17SUPPORT2	A17 Two-Door Fiberglass Enclosures



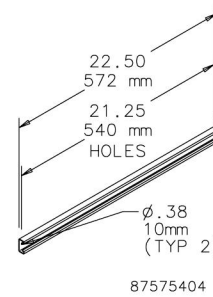
UNISTRUT MOUNTING KIT



Bolt-in internal unistrut channel (8 pieces) with mounting hardware. Required to install Hoffman unistrut-mounted free-stand panels and accessories in two-door A17 fiberglass enclosures. Hoffman A17SUPPORT2 plate must also be installed to secure unistrut.

BULLETIN: A17Y

Catalog Number	Use With
A17UNISTRUT	A17 Two-Door Fiberglass Enclosures



ENCLOSURE STABILIZERS



Helps prevent injury to workers by stabilizing floor-mount enclosures which are not bolted down. To install, slip the stabilizer under the floor stand and tighten two thumb screws. Made from .19-in. (5-mm) steel plate. Bright orange finish.

BULLETIN: A80

Catalog Number	Description
AENST	Two stabilizers

FLOOR STAND KIT

INDUSTRY STANDARDS

Product maintains UL/CSA Type 4, 4X (stainless steel only) and Type 12 when properly installed on Hoffman Type 4 or Type 12 enclosures.

APPLICATION

Kits are easily installed on most wall-mount Hoffman enclosures. Can also be used to elevate Hoffman free-stand enclosures.

To install, drill holes in the bottom of the enclosure and bolt the floor stands to the enclosure. It is not necessary to remove the wall-mount brackets from the enclosure.

SPECIFICATIONS

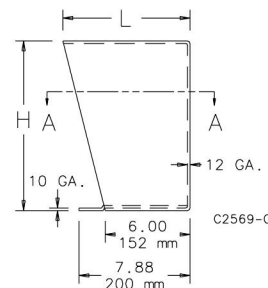
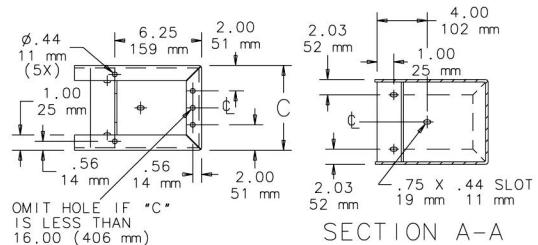
12 gauge steel floor stand has an ANSI 61 gray polyester powder finish over pretreated surfaces. Stainless steel floor stand is available in Type 316 and Type 304.

COMPONENTS

Each kit includes two stands. Two sets of floor stands are recommended for enclosures larger than double door free-stand enclosures.

ORDERING

Special heights, depths, materials and finishes can be provided on custom order. Consult factory for information.

BULLETIN: A4SY, A80


Catalog Number	Material	Height, H (in.)	Height, H (mm)	Width, C (in.)	Width, C (mm)	L (in.)	L (mm)
AFK0608	Steel	6.00	152	8.06	205	7.06	179
AFK0610	Steel	6.00	152	10.06	256	7.06	179
AFK0612	Steel	6.00	152	12.06	306	7.06	179
AFK0618	Steel	6.00	152	18.06	459	7.06	179
AFK1208	Steel	12.00	305	8.06	205	8.12	206
AFK1210	Steel	12.00	305	10.06	256	8.12	206
AFK1212	Steel	12.00	305	12.06	306	8.12	206
AFK1216	Steel	12.00	305	16.06	408	8.12	206
AFK1218	Steel	12.00	305	18.13	461	8.12	206
AFK1220	Steel	12.00	305	20.06	510	8.12	206
AFK1808	Steel	18.00	457	8.06	205	9.17	233
AFK1810	Steel	18.00	457	10.06	256	9.17	233
AFK1812	Steel	18.00	457	12.06	306	9.17	233
AFK1816	Steel	18.00	457	16.06	408	9.17	233
AFK2408	Steel	24.00	610	8.06	205	10.23	260
AFK2410	Steel	24.00	610	10.06	256	10.23	260
AFK2412	Steel	24.00	610	12.06	306	10.23	260
AFK2416	Steel	24.00	610	16.06	408	10.23	260
AFK0608SS	Stainless Steel, 304	6.00	152	8.06	205	9.09	231
AFK0610SS	Stainless Steel, 304	6.00	152	10.06	256	9.09	231
AFK0612SS	Stainless Steel, 304	6.00	152	12.06	306	9.09	231
AFK0618SS	Stainless Steel, 304	6.00	152	18.06	459	9.09	231
AFK0624SS	Stainless Steel, 304	6.00	152	24.06	611	9.09	231
AFK1208SS	Stainless Steel, 304	12.00	305	8.06	205	9.09	231
AFK1210SS	Stainless Steel, 304	12.00	305	10.06	256	9.09	231
AFK1212SS	Stainless Steel, 304	12.00	305	12.06	306	9.09	231
AFK1216SS	Stainless Steel, 304	12.00	305	16.06	408	9.09	231
AFK1218SS	Stainless Steel, 304	12.00	305	18.06	459	9.09	231
AFK1224SS	Stainless Steel, 304	12.00	305	24.06	611	9.09	231
AFK1808SS	Stainless Steel, 304	18.00	457	8.06	205	9.09	231
AFK1810SS	Stainless Steel, 304	18.00	457	10.06	256	9.09	231
AFK1812SS	Stainless Steel, 304	18.00	457	12.06	306	9.09	231
AFK1816SS	Stainless Steel, 304	18.00	457	16.06	408	9.09	231
AFK1818SS	Stainless Steel, 304	18.00	457	18.06	459	9.09	231
AFK1824SS	Stainless Steel, 304	18.00	457	24.06	611	9.09	231
AFK2408SS	Stainless Steel, 304	24.00	610	8.06	205	9.09	231
AFK2410SS	Stainless Steel, 304	24.00	610	10.06	256	9.09	231
AFK2412SS	Stainless Steel, 304	24.00	610	12.06	306	9.09	231

Catalog Number	Material	Height, H (in.)	Height, H (mm)	Width, C (in.)	Width, C (mm)	L (in.)	L (mm)
AFK2416SS	Stainless Steel, 304	24.00	610	16.06	408	9.09	231
AFK2418SS	Stainless Steel, 304	24.00	610	18.06	459	9.09	231
AFK2424SS	Stainless Steel, 334	24.00	610	24.06	611	9.09	231
AFK0608SS6	Stainless Steel, 316	6.00	152	8.06	205	9.09	231
AFK0610SS6	Stainless Steel, 316	6.00	152	10.06	256	9.09	231
AFK0612SS6	Stainless Steel, 316	6.00	152	12.06	306	9.09	231
AFK0618SS6	Stainless Steel, 316	6.00	152	18.06	459	9.09	231
AFK0624SS6	Stainless Steel, 316	6.00	152	24.06	611	9.09	231
AFK1208SS6	Stainless Steel, 316	12.00	305	8.06	205	9.09	231
AFK1210SS6	Stainless Steel, 316	12.00	305	10.06	256	9.09	231
AFK1212SS6	Stainless Steel, 316	12.00	305	12.06	306	9.09	231
AFK1216SS6	Stainless Steel, 316	12.00	305	16.06	408	9.09	231
AFK1218SS6	Stainless Steel, 316	12.00	305	18.06	459	9.09	231
AFK1224SS6	Stainless Steel, 316	12.00	305	24.06	611	9.09	231
AFK1808SS6	Stainless Steel, 316	18.00	457	8.06	205	9.09	231
AFK1810SS6	Stainless Steel, 316	18.00	457	10.06	256	9.09	231
AFK1812SS6	Stainless Steel, 316	18.00	457	12.06	306	9.09	231
AFK1816SS6	Stainless Steel, 316	18.00	457	16.06	408	9.09	231
AFK1818SS6	Stainless Steel, 316	18.00	457	18.06	459	9.09	231
AFK1824SS6	Stainless Steel, 316	18.00	457	24.06	611	9.09	231
AFK2408SS6	Stainless Steel, 316	24.00	610	8.06	205	9.09	231
AFK2410SS6	Stainless Steel, 316	24.00	610	10.06	256	9.09	231
AFK2412SS6	Stainless Steel, 316	24.00	610	12.06	306	9.09	231
AFK2416SS6	Stainless Steel, 316	24.00	610	16.06	408	9.09	231
AFK2418SS6	Stainless Steel, 316	24.00	610	18.06	459	9.09	231
AFK2424SS6	Stainless Steel, 316	24.00	610	24.06	611	9.09	231